



TABLE OF CONTENTS

	2



ACADEMIC INTEGRITY CONSIDERATIONS DURING ASSESSMENTS

BeachBoard Academic Integrity Features

- <
- <
- <
- <
- <
- <
- <

Proctored Remote Exams



Resources on Remote Assessments

- < _____
- < _____
- < _____
- < _____






Description and Introduction

< Description.

< Introduction:





Setting Restrictions

Restrictions

- < Hide from Users
- < Due Date
- <x **Availability:**



Timing Options

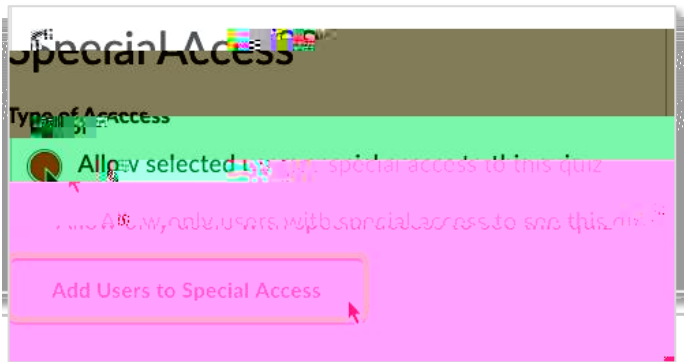


SPECIAL ACCESS TO ASSESSMENTS

Types of Access"


Add Users to Special Access."

- < Allow selected users special access to this quiz:
- < Allow only users with special access to see this quiz:



Dates

- < Due Date
- < Availability:





Timing

- < No Changes
- < Recommended Time Limit
- < Enforced Time Limit



Attempts

Override

Attempts Allowed

Apply

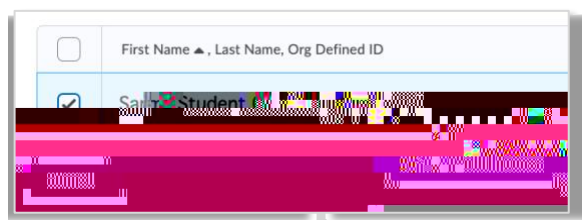


Advanced Attempt Conditions



Users

Add Special Access







Attempts


< Attempts Allowed:

< Overall Grade Calculation:



Add

New Question





Multiple Choice Question Form:

- < Question Text
- < Answers
- < Add Answer
- < Randomize answers for each student

- < Points

The screenshot shows a web interface for creating a Multiple Choice question. At the top left, there is a back arrow and the text "Back to Question Library". Below this, a dropdown menu is set to "Multiple Choice" with a downward arrow, and to its right is a link labeled "Options" with a downward arrow. A yellow label "Question Text *" is positioned above a large, empty text input field. Below the input field, another yellow label "Answers *" is positioned above a list of answer options. Each option consists of a radio button, a text input field, and a close button (an 'X' in a square). The bottom portion of the screenshot is heavily distorted with a colorful, pixelated pattern, likely due to a glitch or corruption in the image.





Back to Settings for

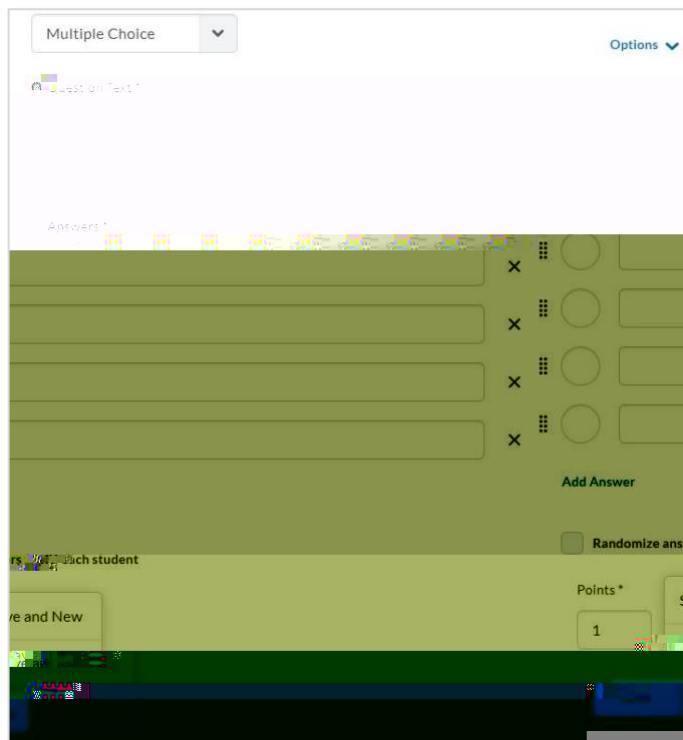


THE QUESTION LIBRARY

We recommend loading



New

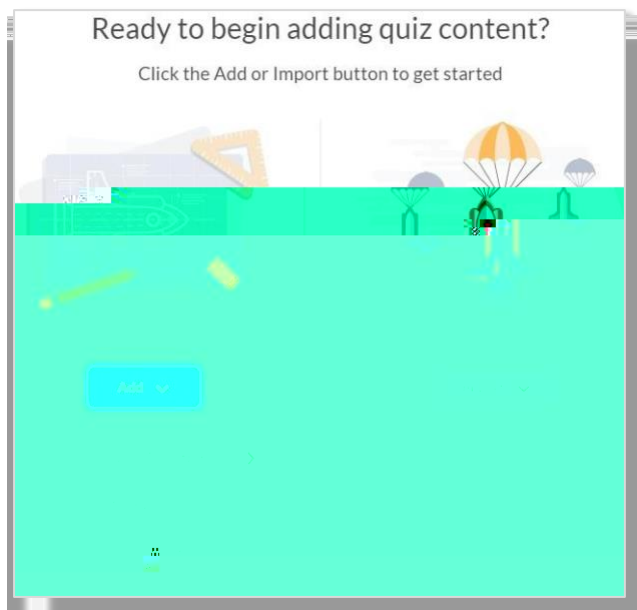






Add

Question Pool




- < Question Pool Title
- < Number of Questions to Select
- < Points Per Question
- < Browse Question Library





Back to Settings for Test



unde



GLOSSARY OF QUESTION OPTIONS

Answer Precision

Add Answer Key

Add Custom Weights

Add Custom Response Box Size

Add Feedback

Add Hint

Add Initial Text

Add Short Description

Columns

Evaluation Options

Formula

Grading Options

Input Boxes

Insert Image

Randomize Answers

Rows

Tolerance

Significant Figures

Style of Display

Units
